

Scaled data based on original data using
LM-79-08 Approved Method: Electrical and Photometric Measurements of Solid-
State Lighting Products

Test Report Prepared for
Cooper Lighting Solutions
(formerly Eaton)

Brand: INVUE

Report Number: P173298

Luminaire Tested: **ENC-EXX-LED-E1-SLL-7050-BBB**

Issue Date: 03/03/2020

Test Information

Test Method: LM-79-08
Report Number: P173298
REPORT IS SCALED FROM IESNA LM-79-08 TEST DATA (P33647)
Test Lab: INNOVATION CENTER-P3
Issue Date: 03/03/2020
Manufacturer: COOPER LIGHTING SOLUTIONS (FORMERLY EATON)
Product Line: INVUE
Catalog Number: ENC-EXX-LED-E1-SLL-7050-BBB
Description: ENTRI LED LUMINAIRE, EMERGENCY MODE
LIGHTBARS WITH AccuLED OPTICS - 90° SPILL LIGHT ELIMINATOR LEFT
Light Source: (42) 5000K CCT, 70 CRI LEDs
Ballast/Driver: -

Summary

Lumens per Lamp: N/A
Luminaire Lumens: 1617.6 lumens
Efficiency: N/A
Efficacy: 294.1 lumens/watt
Luminous Opening: Rectangular (W 1' x L: 0.33' x H: 0')
IES Classification: Type IV - Short - Non-Cutoff
BUG Rating: B0 - U0 - G1

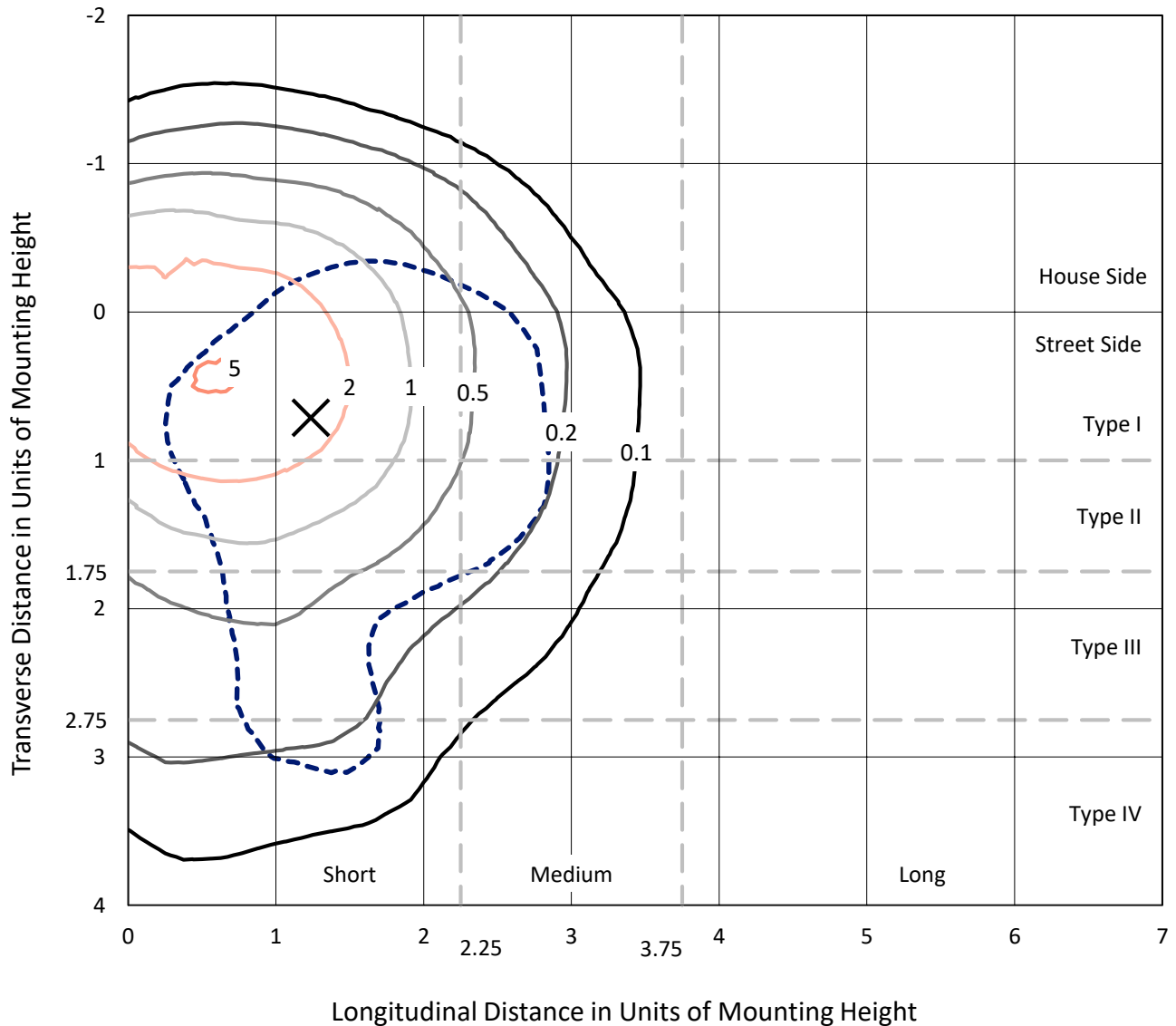
Input Watts (W): 5.5
Input Voltage (V): NR
Input Current (Ain): NR
Voltage Rise (V): NR
Power Factor: NR
Total Harmonic Distortion (THDi): NR
Frequency (hertz): 60
Stabilization Time: NR
Operation Time: NR
Ambient Temperature (°C): NR
Test Distance: 25 FT



REPORT NUMBER: P173298
 CATALOG NUMBER: ENC-EXX-LED-E1-SLL-7050-BBB

Iso-Footcandle Lines of Horizontal Illumination

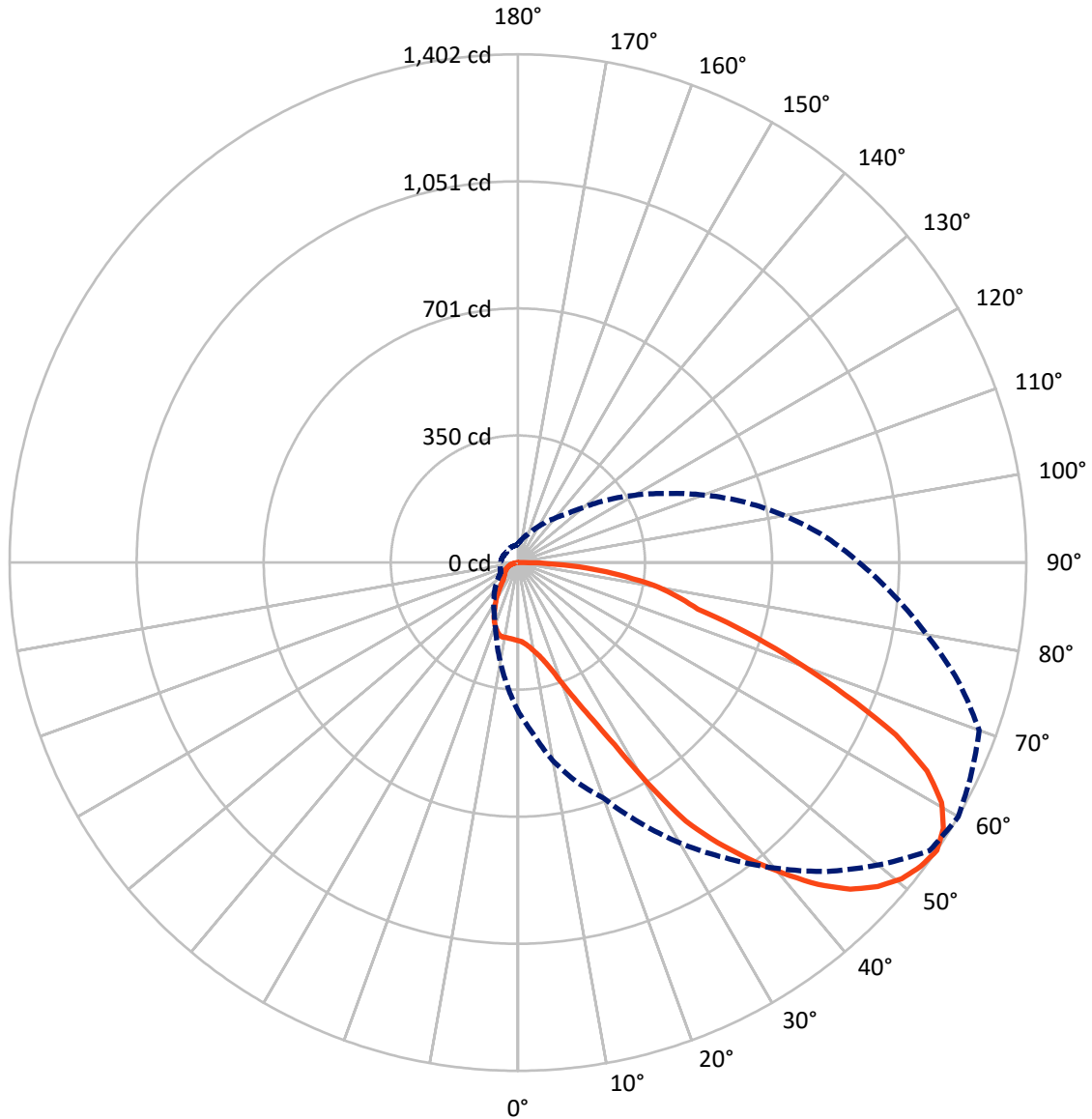
× Max cd
 - - - 1/2 Max cd



Based on 10 foot mounting height. Maximum calculated value = 5.2 fc
 Type IV - Short - Non-Cutoff

REPORT NUMBER: P173298
CATALOG NUMBER: ENC-EXX-LED-E1-SLL-7050-BBB

Luminous Intensity Polar Plot



— Vertical Plane Through 60-Deg Lateral - - - Horizontal Cone Through 55-Deg Vertical

REPORT NUMBER: P173298

CATALOG NUMBER: ENC-EXX-LED-E1-SLL-7050-BBB

FLUX DISTRIBUTION:

		Downward	Upward	Total
House Side	Lumens	404.3	0.0	404.3
	% Fixture	25.0	0.0	25.0
Street Side	Lumens	1213.3	0.0	1213.3
	% Fixture	75.0	0.0	75.0
Total	Lumens	1617.6	0.0	1617.6
	% Fixture	100.0	0.0	100.0

Coefficient of Utilization

ZONAL LUMENS:

Zone	Lumens	% Fixture
0°-10°	21.2	1.3
10°-20°	69.8	4.3
20°-30°	135.5	8.4
30°-40°	212.9	13.2
40°-50°	284.6	17.6
50°-60°	333.9	20.6
60°-70°	316.8	19.6
70°-80°	191.2	11.8
80°-90°	51.8	3.2
90°-100°	0.0	0.0
100°-110°	0.0	0.0
110°-120°	0.0	0.0
120°-130°	0.0	0.0
130°-140°	0.0	0.0
140°-150°	0.0	0.0
150°-160°	0.0	0.0
160°-170°	0.0	0.0
170°-180°	0.0	0.0
0°-90°	1617.6	100.0
0°-180°	1617.6	100.0



REPORT NUMBER: P173298

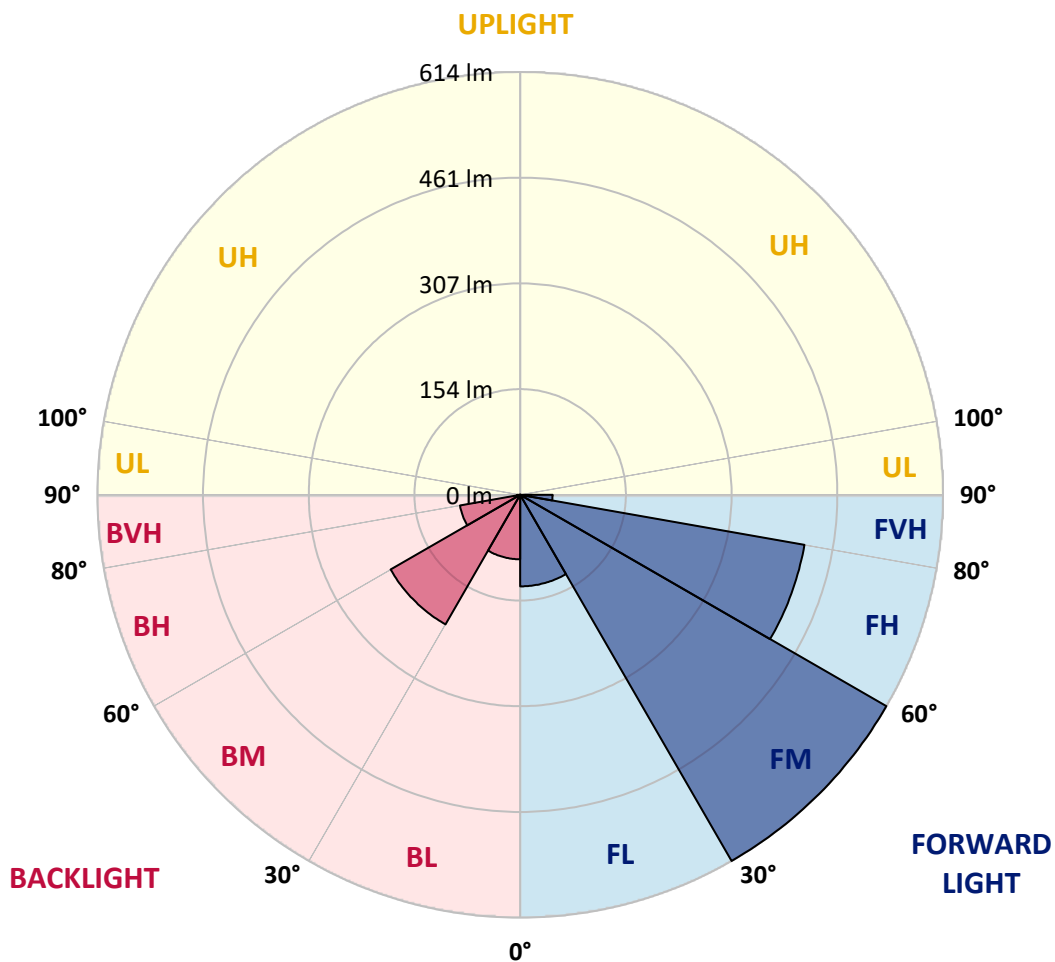
CATALOG NUMBER: ENC-EXX-LED-E1-SLL-7050-BBB

LUMINAIRE CLASSIFICATION SYSTEM LUMEN TABLE AND BUG RATING:

Zone		Lumens	% Fixture	Zone Rating/Lumen Limit		
				B	U	G
FL	(0°-30°)	132.9	8.2			
FM	(30°-60°)	614.1	38.0			
FH	(60°-80°)	419.2	25.9			G0/660
FVH	(80°-90°)	47.1	2.9			G1/100
BL	(0°-30°)	93.6	5.8	B0/110		
BM	(30°-60°)	217.3	13.4	B0/220		
BH	(60°-80°)	88.8	5.5	B0/110		G0/110
BVH	(80°-90°)	4.7	0.3			G0/10
UL	(90°-100°)	0.0	0.0		U0/0	
UH	(100°-180°)	0.0	0.0		U0/0	

BUG Rating: B0-U0-G1

Type IV Short





REPORT NUMBER: P173298

CATALOG NUMBER: ENC-EXX-LED-E1-SLL-7050-BBB

CANDELA DISTRIBUTION (FULL):

	0°	5°	10°	15°	20°	25°	30°	35°	40°	45°	50°
0°	215.6	215.6	215.6	215.6	215.6	215.6	215.6	215.6	215.6	215.6	215.6
2.5°	220.3	219.9	220.3	219.9	219.9	219.9	220.3	219.9	218.9	218.9	219.3
5°	225.6	225.6	225.6	225.9	225.9	226.2	226.9	226.2	225.9	227.6	226.2
7.5°	231.9	231.9	232.9	233.2	234.2	234.2	235.5	235.2	236.5	237.5	236.5
10°	241.5	240.5	242.9	242.9	245.5	245.8	247.2	247.5	249.8	251.8	250.2
12.5°	255.5	256.1	260.1	260.8	264.1	264.1	264.1	265.5	267.1	268.4	266.8
15°	280.4	281.7	287.0	287.4	293.0	290.7	293.4	293.7	293.4	294.3	292.0
17.5°	312.6	316.3	323.9	325.6	328.2	332.9	332.9	332.2	333.9	334.9	328.6
20°	352.2	358.5	367.1	370.4	377.7	385.7	385.4	384.0	384.4	381.7	374.7
22.5°	396.7	411.0	425.2	430.5	435.9	445.8	452.1	450.2	451.8	445.8	439.5
25°	447.5	470.8	492.3	500.3	519.6	537.2	539.8	538.5	531.2	525.6	519.2
27.5°	478.7	509.3	538.8	559.1	592.0	620.2	625.9	635.2	637.5	642.2	626.9
30°	485.4	523.6	560.4	591.4	630.9	664.4	701.6	729.2	747.8	762.4	752.5
32.5°	490.0	533.2	574.1	612.9	645.5	694.3	741.2	782.0	836.5	856.4	875.4
35°	491.3	540.8	587.0	630.9	673.1	721.6	771.7	816.6	890.3	949.5	990.0
37.5°	489.4	546.5	600.6	654.1	704.3	757.8	810.6	854.4	926.2	1002.6	1057.1
40°	481.4	544.5	606.3	666.4	727.2	793.3	853.8	901.3	968.4	1058.8	1131.2
42.5°	471.1	536.2	604.3	670.4	738.9	816.6	889.7	947.5	1021.6	1112.9	1195.3
45°	458.1	525.9	596.3	666.1	739.8	826.2	909.6	983.7	1062.4	1164.1	1243.5
47.5°	442.2	511.3	585.7	656.5	733.2	826.6	918.9	1003.6	1090.0	1199.3	1285.0
50°	427.2	496.0	573.7	643.5	720.6	818.2	917.9	1012.6	1106.9	1219.9	1309.9
52.5°	415.6	483.1	563.4	633.2	706.0	804.6	907.9	1008.3	1109.6	1222.6	1314.6
55°	408.3	472.4	554.8	626.2	691.3	790.0	892.6	993.3	1099.6	1204.9	1297.3
57.5°	409.3	470.4	549.8	624.9	680.7	777.4	875.4	972.1	1068.7	1169.1	1264.4
60°	419.6	474.7	547.2	615.6	687.3	778.7	867.7	948.5	1025.9	1118.2	1207.3
62.5°	445.5	493.0	551.5	621.9	701.0	791.3	862.8	911.9	958.1	1050.4	1141.2
65°	494.7	535.9	582.7	644.5	721.9	809.0	842.5	852.5	882.0	970.1	1060.1
67.5°	542.9	591.7	618.3	657.8	730.2	813.9	818.2	775.4	774.7	860.4	925.5
70°	589.3	660.1	670.7	692.7	742.2	808.6	793.0	710.3	672.7	684.4	722.2
72.5°	558.8	664.7	672.4	679.1	708.6	770.4	752.5	640.9	556.8	541.8	584.7
75°	426.6	561.1	579.0	567.4	583.7	630.9	627.5	540.2	511.6	521.6	538.2
77.5°	307.0	432.5	471.4	433.6	429.2	459.8	451.2	458.4	512.6	527.2	523.2
80°	178.1	274.7	330.2	294.0	281.1	300.3	334.2	385.4	444.5	476.1	482.0
82.5°	111.3	162.1	220.6	206.6	189.0	222.9	275.4	311.3	340.5	369.4	371.1
85°	48.2	69.4	107.7	113.0	139.9	170.1	212.0	222.3	254.2	276.4	257.1
87.5°	1.7	1.7	25.9	38.5	68.4	122.9	166.4	148.8	150.8	132.2	123.3
90°	0.0	0.0	0.0	0.0	0.0	0.0	0.0	0.0	0.0	0.0	0.0



REPORT NUMBER: P173298

CATALOG NUMBER: ENC-EXX-LED-E1-SLL-7050-BBB

CANDELA DISTRIBUTION (continued):

	55°	60°	65°	70°	75°	80°	85°	90°	95°	100°	105°
0°	215.6	215.6	215.6	215.6	215.6	215.6	215.6	215.6	215.6	215.6	215.6
2.5°	219.3	218.6	218.9	217.9	217.9	218.3	218.3	217.3	217.3	217.3	216.9
5°	226.9	226.2	225.9	225.2	224.2	224.9	223.9	223.2	222.3	221.9	220.9
7.5°	236.9	235.9	235.5	233.9	232.6	231.9	231.2	228.9	227.9	227.2	225.9
10°	248.5	248.5	247.8	244.5	243.5	241.2	238.9	236.2	234.2	231.2	229.5
12.5°	263.4	264.4	262.1	259.1	256.8	252.1	247.8	244.2	240.2	235.9	233.2
15°	285.7	286.4	281.7	279.1	275.4	270.1	263.4	257.5	251.5	245.5	240.5
17.5°	318.6	317.6	310.9	308.3	302.0	293.0	284.0	276.1	267.1	258.8	252.5
20°	366.1	362.1	344.8	343.8	335.9	323.2	310.3	298.7	286.7	276.1	265.5
22.5°	423.9	414.9	402.3	388.0	372.7	358.8	343.5	327.2	312.3	299.0	287.4
25°	499.3	479.4	467.8	448.5	435.2	410.6	389.4	376.4	356.1	340.9	325.9
27.5°	600.0	568.4	551.5	530.5	501.0	483.7	454.8	429.9	408.3	383.0	366.4
30°	730.5	707.3	664.7	635.5	594.7	552.8	517.2	484.7	456.5	426.2	401.7
32.5°	864.8	850.1	800.3	745.8	683.7	622.2	570.1	529.9	493.0	459.1	430.9
35°	978.7	948.5	899.6	842.5	762.8	691.7	625.6	574.4	528.5	486.4	450.8
37.5°	1052.1	1038.8	989.3	924.6	837.2	760.5	692.0	631.5	574.4	519.2	473.4
40°	1133.8	1126.2	1084.7	1005.3	924.6	830.5	752.5	688.7	627.2	561.4	501.3
42.5°	1206.9	1213.9	1171.4	1101.6	1008.3	902.3	819.2	748.5	678.4	611.3	541.8
45°	1272.4	1285.0	1253.8	1189.0	1086.7	970.7	884.0	806.9	730.5	657.1	579.7
47.5°	1321.5	1335.2	1308.9	1258.1	1151.5	1027.9	940.8	854.4	774.4	690.0	608.0
50°	1362.7	1370.7	1350.8	1306.3	1203.9	1083.3	986.3	895.7	806.9	715.9	626.2
52.5°	1386.7	1391.3	1371.7	1339.5	1243.8	1124.6	1021.9	924.2	829.9	733.9	638.2
55°	1385.3	1401.6	1379.4	1353.5	1256.1	1144.1	1040.5	940.5	846.8	745.5	645.2
57.5°	1359.4	1383.3	1373.0	1340.8	1245.8	1142.8	1043.2	949.8	857.8	749.5	641.8
60°	1309.6	1342.5	1349.8	1304.0	1204.6	1106.3	1017.9	939.2	847.5	731.9	621.6
62.5°	1239.2	1265.7	1284.7	1222.2	1123.9	1030.5	961.4	899.3	805.9	679.7	579.7
65°	1132.8	1145.1	1150.5	1092.7	996.3	934.2	889.0	835.5	731.9	605.6	514.9
67.5°	974.7	973.1	978.4	951.5	880.4	847.8	817.9	759.8	638.8	520.9	430.5
70°	775.1	809.6	838.8	810.3	766.1	733.5	708.6	639.9	510.3	402.3	327.2
72.5°	630.9	659.1	675.0	650.1	607.3	584.0	551.1	482.7	359.1	286.0	224.6
75°	532.9	512.3	521.9	506.3	466.8	433.2	414.3	338.8	235.5	189.4	139.9
77.5°	481.4	448.5	427.6	394.0	348.8	310.6	291.4	210.6	148.5	111.6	80.7
80°	425.6	380.1	325.6	271.4	232.6	209.0	195.7	120.3	81.7	64.8	46.5
82.5°	323.6	280.7	227.9	188.7	155.1	135.2	119.9	68.8	46.2	34.2	26.6
85°	207.3	191.0	174.4	155.1	129.9	104.3	80.4	50.2	33.9	19.6	14.6
87.5°	100.0	83.0	82.4	76.1	72.4	57.1	33.9	11.6	7.3	6.3	4.0
90°	0.0	0.0	0.0	0.0	0.0	0.0	0.0	0.0	0.0	0.0	0.0



REPORT NUMBER: P173298

CATALOG NUMBER: ENC-EXX-LED-E1-SLL-7050-BBB

CANDELA DISTRIBUTION (continued):

	110°	115°	120°	125°	130°	135°	140°	145°	150°	155°	160°
0°	215.6	215.6	215.6	215.6	215.6	215.6	215.6	215.6	215.6	215.6	215.6
2.5°	216.3	215.9	215.3	215.3	214.9	214.6	214.3	214.3	214.6	213.9	213.6
5°	219.9	219.6	218.6	218.3	217.9	217.3	217.3	216.9	216.9	216.3	215.9
7.5°	224.2	223.6	222.9	222.6	221.6	221.6	221.6	222.3	222.3	222.3	222.6
10°	228.6	226.9	226.2	226.2	225.9	226.2	227.2	227.9	228.9	229.5	230.2
12.5°	230.9	229.2	228.6	227.9	228.9	228.9	230.6	232.6	234.2	235.9	236.5
15°	236.9	233.9	232.6	230.9	230.9	230.9	232.6	234.2	236.2	238.2	238.5
17.5°	247.2	241.9	239.2	235.5	234.5	233.2	233.2	233.9	235.2	236.9	236.9
20°	257.5	252.1	247.8	243.9	241.2	237.5	234.9	232.6	231.6	232.2	232.2
22.5°	276.1	269.8	264.4	257.8	251.8	247.2	240.5	234.9	230.6	229.2	228.2
25°	309.6	300.6	291.7	281.7	275.1	266.4	257.1	247.8	239.2	233.2	227.9
27.5°	346.8	334.5	321.6	306.0	295.3	282.4	270.1	256.8	246.2	237.2	227.6
30°	382.4	359.4	340.9	321.2	304.0	286.4	271.1	255.5	243.9	233.2	221.6
32.5°	400.0	372.7	347.5	322.9	302.0	281.7	265.1	247.5	235.2	223.2	209.3
35°	412.3	379.7	349.5	320.9	297.3	275.1	256.1	237.9	223.2	209.6	193.7
37.5°	427.6	386.7	351.2	319.3	291.7	266.4	245.2	224.6	208.0	193.4	176.7
40°	447.5	397.3	353.2	314.6	283.0	254.5	232.6	210.3	192.7	177.1	161.8
42.5°	475.1	412.0	355.5	309.0	273.4	243.5	220.9	199.3	180.7	164.1	148.8
45°	502.3	428.9	361.4	307.3	267.1	236.5	212.6	189.7	170.1	152.5	134.9
47.5°	522.6	441.5	367.8	308.3	263.4	229.2	203.6	178.1	156.2	136.9	118.9
50°	535.5	449.5	373.4	310.9	260.1	219.6	189.4	163.4	140.9	121.9	104.0
52.5°	542.2	451.8	375.4	310.0	251.5	204.3	174.1	149.2	127.6	109.0	93.0
55°	544.2	449.5	371.1	300.6	236.5	189.0	160.1	136.5	115.6	98.0	83.7
57.5°	537.2	439.5	355.8	281.7	216.6	174.4	145.2	122.3	102.3	86.7	73.8
60°	514.6	416.6	328.9	252.1	194.4	154.8	125.6	103.0	86.7	73.1	64.1
62.5°	473.4	377.7	292.4	215.3	163.8	127.9	100.3	80.7	67.4	57.8	53.2
65°	421.9	324.6	237.5	171.1	125.2	95.3	72.1	59.1	49.8	44.2	41.9
67.5°	344.8	253.8	177.7	121.9	86.4	64.8	48.8	41.9	37.9	36.2	35.5
70°	248.2	176.1	117.6	79.1	56.1	44.2	35.5	32.6	30.9	30.9	31.2
72.5°	163.4	108.6	71.7	50.5	39.9	33.2	28.9	27.6	27.6	28.2	28.6
75°	95.7	63.1	44.2	36.9	31.6	27.9	25.6	24.6	24.6	24.9	24.9
77.5°	56.5	38.9	31.6	27.9	25.6	23.9	22.6	21.3	20.9	20.9	21.9
80°	34.9	27.6	24.6	22.2	20.6	19.3	17.9	17.9	17.9	17.6	18.3
82.5°	22.6	19.6	19.3	18.6	16.6	15.3	14.0	14.0	14.6	14.0	14.3
85°	13.6	13.0	12.6	12.6	11.9	11.3	10.3	10.3	11.3	11.0	9.6
87.5°	3.7	3.3	4.3	4.0	4.7	4.7	4.7	5.3	7.0	9.0	6.6
90°	0.0	0.0	0.0	0.0	0.0	0.0	0.0	0.0	0.0	0.0	0.0



REPORT NUMBER: P173298

CATALOG NUMBER: ENC-EXX-LED-E1-SLL-7050-BBB

CANDELA DISTRIBUTION (continued):

	165°	170°	175°	180°	185°	190°	195°	200°	205°	210°	215°
0°	215.6	215.6	215.6	215.6	215.6	215.6	215.6	215.6	215.6	215.6	215.6
2.5°	213.3	213.6	212.9	212.6	212.9	213.3	212.3	212.0	211.6	211.3	211.6
5°	215.6	215.6	214.6	213.9	213.9	213.6	212.6	212.3	211.0	210.6	211.6
7.5°	222.3	221.9	220.9	219.9	219.6	219.6	217.3	216.3	215.6	213.6	213.9
10°	229.9	229.9	230.2	228.9	227.2	226.9	224.2	222.6	221.6	219.9	219.3
12.5°	235.9	234.9	234.5	232.6	230.9	230.2	227.9	226.6	225.2	223.6	223.2
15°	237.9	235.9	234.5	232.2	230.2	228.9	226.9	225.6	223.9	222.9	222.3
17.5°	235.9	233.9	231.9	229.2	226.6	224.9	222.6	220.6	219.9	218.6	216.6
20°	231.6	229.2	226.9	223.6	220.6	218.3	215.6	213.9	212.0	210.0	206.0
22.5°	226.2	223.6	221.3	216.9	213.9	211.3	208.3	205.7	203.3	199.3	193.4
25°	222.6	216.9	212.9	207.0	203.6	200.3	199.0	196.3	193.0	186.0	178.7
27.5°	217.3	207.0	199.7	193.7	189.0	185.0	182.7	179.7	176.4	169.7	162.1
30°	208.3	196.3	189.4	183.1	177.7	173.4	169.1	163.4	159.1	151.5	146.2
32.5°	194.7	184.7	178.4	172.4	165.4	159.8	154.5	147.8	141.5	133.9	129.2
35°	179.4	170.4	162.5	156.2	148.8	143.2	137.5	129.9	123.9	116.9	112.6
37.5°	163.4	153.8	144.5	137.2	130.6	124.3	119.3	112.0	105.6	99.0	96.7
40°	149.2	138.2	128.2	120.9	113.6	107.3	102.0	94.3	89.0	84.4	81.7
42.5°	135.2	123.6	114.3	106.6	99.3	92.7	85.7	79.7	75.1	73.1	69.4
45°	119.6	107.7	98.7	90.4	84.4	77.4	72.1	68.1	65.1	63.5	61.1
47.5°	103.6	93.7	84.4	76.7	69.4	63.5	60.1	58.1	57.1	55.8	54.8
50°	90.7	82.0	72.7	65.4	58.8	54.5	52.8	51.8	51.2	50.5	50.2
52.5°	81.7	72.4	64.1	57.1	52.2	49.8	49.2	48.5	47.9	47.5	47.2
55°	74.8	65.4	57.8	51.8	48.2	47.5	47.2	46.5	45.8	45.8	45.2
57.5°	66.4	58.5	51.8	47.5	45.5	45.2	44.8	44.5	44.2	44.2	43.8
60°	57.8	51.8	47.5	44.5	43.8	43.2	42.5	41.9	41.5	42.2	42.5
62.5°	49.2	45.5	42.9	41.9	41.2	40.2	39.5	38.9	38.9	39.5	40.5
65°	40.9	39.5	38.9	38.2	37.9	37.5	36.9	36.2	36.2	36.2	36.9
67.5°	35.2	34.5	34.5	34.2	33.9	33.9	33.2	32.6	32.6	32.6	32.6
70°	30.9	31.2	31.2	31.2	30.9	30.6	30.2	29.6	29.2	28.6	27.9
72.5°	28.6	28.2	27.9	27.6	27.2	26.9	26.6	26.3	25.6	24.9	24.2
75°	25.6	24.9	23.9	23.6	23.2	22.6	22.6	22.2	21.6	20.6	19.9
77.5°	22.2	21.6	20.6	19.9	19.9	19.6	18.9	18.6	17.6	16.6	16.0
80°	17.9	16.9	16.0	15.6	15.3	15.0	14.6	14.3	14.0	13.0	12.6
82.5°	13.3	12.3	11.3	11.0	10.6	10.0	9.6	9.6	9.6	8.6	8.0
85°	8.6	7.3	6.3	5.3	5.3	5.0	4.3	3.7	3.0	2.0	1.3
87.5°	4.3	2.3	1.3	0.3	0.3	0.3	0.0	0.0	0.0	0.0	0.0
90°	0.0	0.0	0.0	0.0	0.0	0.0	0.0	0.0	0.0	0.0	0.0



REPORT NUMBER: P173298

CATALOG NUMBER: ENC-EXX-LED-E1-SLL-7050-BBB

CANDELA DISTRIBUTION (continued):

	220°	225°	230°	235°	240°	245°	250°	255°	260°	265°	270°
0°	215.6	215.6	215.6	215.6	215.6	215.6	215.6	215.6	215.6	215.6	215.6
2.5°	211.6	211.3	211.6	212.0	213.3	213.9	214.3	214.3	214.6	215.3	215.6
5°	211.6	209.6	209.6	210.3	211.0	212.0	212.3	212.3	212.6	213.6	214.6
7.5°	212.6	211.0	210.0	209.6	210.0	210.6	210.6	210.6	211.0	212.0	212.9
10°	216.9	214.3	212.6	210.6	209.3	209.0	208.6	208.6	209.3	210.6	211.6
12.5°	220.6	217.6	214.9	212.3	209.6	208.0	206.6	206.0	206.3	207.6	209.6
15°	220.3	215.9	212.9	209.0	206.0	203.6	201.6	201.0	201.3	202.3	204.7
17.5°	213.3	208.3	204.3	200.0	196.7	195.0	194.0	193.7	194.4	196.3	198.3
20°	201.6	195.0	192.0	189.7	186.7	185.7	183.7	183.7	183.4	183.4	184.4
22.5°	186.7	180.4	178.4	177.1	174.1	171.8	169.4	169.1	166.8	167.1	166.8
25°	172.1	164.8	162.8	161.1	157.5	154.1	151.5	149.8	147.2	146.8	145.9
27.5°	155.8	149.5	147.2	144.5	140.2	136.9	133.6	131.2	128.9	126.6	125.9
30°	139.2	133.6	131.2	128.9	123.9	120.9	116.3	113.0	111.0	107.7	106.0
32.5°	123.3	117.9	115.6	113.0	107.3	101.7	98.3	94.3	91.4	87.0	85.1
35°	107.3	102.0	98.3	96.7	91.0	85.1	82.0	76.7	73.1	69.4	68.8
37.5°	92.0	87.0	84.4	80.7	76.4	71.7	66.8	63.8	62.1	61.5	61.1
40°	77.7	74.1	71.4	69.1	65.1	61.8	59.5	58.8	58.8	58.8	59.1
42.5°	67.4	64.1	62.8	59.8	57.8	56.8	56.8	57.1	57.5	58.1	58.8
45°	59.1	56.5	55.5	54.5	54.5	54.2	54.8	55.5	56.5	57.5	58.1
47.5°	53.2	51.2	50.5	50.8	51.5	51.8	53.2	54.2	55.1	55.8	56.5
50°	48.8	47.2	46.5	46.8	47.5	48.5	49.5	50.8	51.8	52.5	52.8
52.5°	46.2	44.8	44.2	44.2	45.2	46.2	47.5	48.5	49.5	49.8	50.5
55°	44.2	43.2	42.2	42.5	43.5	44.2	44.8	45.5	46.2	46.5	47.9
57.5°	42.9	41.5	40.9	41.2	41.5	40.9	41.5	42.2	42.9	43.5	44.2
60°	41.2	40.2	39.2	38.5	37.9	37.9	38.2	38.9	40.2	41.2	42.2
62.5°	39.5	38.2	37.2	36.2	35.2	34.9	35.2	35.9	37.2	38.5	39.2
65°	36.6	34.9	33.9	33.5	33.2	32.9	33.2	33.9	35.2	36.2	37.2
67.5°	32.2	30.9	30.6	30.2	29.9	30.2	30.6	31.2	32.6	33.5	34.5
70°	27.2	26.9	26.6	26.6	26.6	26.9	27.2	28.6	29.6	30.9	31.2
72.5°	22.9	22.6	22.2	22.9	22.9	22.9	23.6	25.3	26.6	27.9	28.6
75°	19.3	19.3	18.9	18.6	19.3	19.3	19.9	21.3	22.2	23.2	23.6
77.5°	16.0	15.6	15.3	15.3	15.6	15.6	15.6	16.3	16.9	16.9	16.9
80°	12.3	11.6	11.3	11.0	10.6	10.0	10.0	10.3	10.3	10.3	11.0
82.5°	7.0	6.6	5.3	4.3	4.3	4.0	3.7	3.7	3.7	4.3	4.7
85°	1.0	0.7	0.3	0.3	0.3	0.3	0.3	0.3	0.3	0.7	0.7
87.5°	0.0	0.0	0.0	0.3	0.3	0.3	0.7	0.7	0.7	1.0	1.0
90°	0.0	0.0	0.0	0.0	0.0	0.0	0.0	0.0	0.0	0.0	0.0



REPORT NUMBER: P173298
 CATALOG NUMBER: ENC-EXX-LED-E1-SLL-7050-BBB

REPORT N
 CATALOG

CANDELA DISTRIBUTION (continued):

CANDELA

	275°	280°	285°	290°	295°	300°	305°	310°	315°	320°	325°	
0°	215.6	215.6	215.6	215.6	215.6	215.6	215.6	215.6	215.6	215.6	215.6	0°
2.5°	215.3	215.9	215.9	216.6	216.6	216.9	217.6	217.6	218.3	218.3	218.9	2.5°
5°	214.6	215.3	215.6	216.6	217.3	217.9	218.9	219.3	220.6	221.3	221.9	5°
7.5°	213.6	214.9	215.6	216.9	218.3	219.3	220.6	221.6	223.2	224.2	225.2	7.5°
10°	212.6	214.6	215.9	218.3	219.9	221.6	223.9	224.9	226.2	228.6	230.2	10°
12.5°	211.6	213.6	215.9	218.3	222.3	224.6	227.6	230.2	231.9	235.2	237.9	12.5°
15°	206.6	208.6	212.0	215.3	218.9	223.9	227.6	232.6	236.9	242.5	247.2	15°
17.5°	199.3	201.3	204.0	207.0	211.0	215.6	221.9	228.2	234.9	244.5	253.8	17.5°
20°	185.4	186.0	188.7	192.0	196.3	201.6	209.0	216.9	226.6	239.2	252.5	20°
22.5°	165.8	165.4	166.8	170.4	175.1	179.7	187.7	196.7	207.6	223.2	242.5	22.5°
25°	143.5	144.9	143.8	148.2	152.5	158.8	166.4	176.1	188.4	207.0	227.6	25°
27.5°	122.9	123.9	125.2	127.2	130.9	137.5	145.9	156.5	170.8	190.7	214.3	27.5°
30°	103.3	103.0	104.0	105.6	108.6	116.3	123.9	137.2	151.5	172.4	198.7	30°
32.5°	83.0	82.7	83.0	84.7	88.7	94.3	103.6	115.6	132.2	152.8	180.7	32.5°
35°	68.1	67.1	68.1	70.4	72.7	77.4	86.4	98.0	113.0	133.2	157.5	35°
37.5°	61.5	61.5	62.5	64.1	66.4	70.1	76.4	84.7	98.0	117.6	138.2	37.5°
40°	59.5	59.8	60.5	61.8	64.1	67.4	72.1	79.4	89.7	104.6	122.3	40°
42.5°	59.1	59.1	59.1	59.8	61.8	65.1	70.4	77.1	85.7	96.4	111.3	42.5°
45°	58.5	58.1	58.1	58.1	59.8	63.5	69.1	76.4	84.4	93.7	105.3	45°
47.5°	56.8	56.5	56.5	56.5	57.8	61.1	66.8	75.1	83.7	93.7	105.3	47.5°
50°	53.2	53.5	53.5	53.8	54.8	58.1	64.1	72.7	82.4	93.3	106.6	50°
52.5°	50.8	51.5	51.8	52.5	53.2	56.1	62.5	72.1	82.4	94.3	108.6	52.5°
55°	48.5	49.8	50.8	51.5	52.2	54.8	62.1	73.1	85.1	99.0	114.6	55°
57.5°	44.8	46.2	47.2	48.8	50.5	53.5	61.1	73.4	88.4	105.6	125.2	57.5°
60°	42.9	43.5	43.8	44.8	45.8	49.5	57.8	71.1	87.4	108.6	134.6	60°
62.5°	40.2	40.9	41.5	41.9	42.2	44.5	51.5	65.4	82.4	105.3	136.2	62.5°
65°	37.9	38.5	39.5	39.9	40.5	41.9	46.5	57.8	74.4	99.0	131.2	65°
67.5°	35.2	36.2	36.9	37.2	38.2	38.9	42.2	51.2	63.8	87.7	118.9	67.5°
70°	32.2	33.5	33.9	34.5	35.2	35.5	38.2	43.8	53.2	69.8	99.3	70°
72.5°	29.2	29.9	30.2	30.9	31.6	32.2	33.9	37.9	43.8	53.5	72.1	72.5°
75°	24.6	25.6	26.3	26.6	27.2	27.6	28.2	30.9	34.5	41.2	51.2	75°
77.5°	18.3	19.3	20.3	21.3	21.9	21.9	22.6	23.9	25.9	30.6	36.6	77.5°
80°	11.6	12.6	13.3	14.0	14.3	15.3	16.0	18.3	18.9	22.2	25.9	80°
82.5°	5.3	6.3	6.6	7.3	8.3	9.0	9.3	10.0	11.6	13.3	16.0	82.5°
85°	1.0	1.0	1.0	1.3	1.3	2.0	2.0	2.7	3.3	3.7	4.3	85°
87.5°	1.0	1.3	1.3	1.3	1.7	1.7	1.7	1.7	2.0	2.0	2.0	87.5°
90°	0.0	0.0	0.0	0.0	0.0	0.0	0.0	0.0	0.0	0.0	0.0	90°



NUMBER: P173298

NUMBER: ENC-EXX-LED-E1-SLL-7050-BBB

DISTRIBUTION (continued):

330°	335°	340°	345°	350°	355°	360°
215.6	215.6	215.6	215.6	215.6	215.6	215.6
219.3	218.9	219.6	220.3	219.9	221.9	220.3
222.9	222.6	223.6	224.2	224.6	225.9	225.6
226.6	226.9	228.6	228.9	229.9	231.6	231.9
230.9	232.6	234.5	235.2	236.9	238.9	241.5
239.5	241.9	244.5	246.5	249.8	253.8	255.5
251.5	257.1	261.4	265.5	270.4	275.1	280.4
262.1	273.1	282.4	290.7	298.7	306.0	312.6
267.1	284.4	299.0	314.3	329.6	339.9	352.2
262.4	286.7	309.3	333.9	357.1	378.1	396.7
252.5	282.4	315.9	351.2	386.4	418.3	447.5
243.2	279.7	318.6	358.8	400.7	438.9	478.7
230.9	270.8	313.3	354.8	400.3	445.2	485.4
212.6	253.1	298.0	343.2	393.7	443.5	490.0
191.0	231.6	277.4	324.9	381.0	437.2	491.3
167.4	207.3	255.1	306.0	364.1	426.9	489.4
147.5	183.1	232.6	287.7	348.8	413.9	481.4
131.5	163.8	210.6	266.4	331.9	399.0	471.1
122.3	149.2	192.0	247.5	314.3	383.4	458.1
120.3	141.8	179.4	233.2	297.3	366.8	442.2
122.3	142.2	173.8	224.2	284.4	351.8	427.2
126.2	145.5	174.4	220.9	279.1	342.8	415.6
132.5	154.5	181.4	223.9	278.4	339.2	408.3
145.2	170.1	197.3	236.2	286.4	343.2	409.3
161.1	191.0	223.9	265.1	305.6	356.5	419.6
170.8	211.6	256.8	304.6	346.2	387.7	445.5
169.7	220.3	284.0	352.2	404.0	443.8	494.7
158.8	213.9	277.4	354.8	432.9	489.0	542.9
132.5	184.1	258.1	351.5	447.5	519.6	589.3
105.6	151.2	221.9	310.0	404.6	478.4	558.8
70.4	106.6	163.8	237.9	306.6	370.7	426.6
47.9	67.4	102.3	156.2	212.9	265.5	307.0
31.9	42.2	58.5	86.1	119.3	152.8	178.1
18.6	23.2	29.9	42.5	63.1	89.0	111.3
5.0	6.3	8.3	11.0	19.6	34.5	48.2
2.0	1.7	1.7	1.7	1.7	1.7	1.7
0.0	0.0	0.0	0.0	0.0	0.0	0.0

(END OF REPORT)